



LED luminaire, equipped with LED technology, housing made of sheet steel powder-coated acc. to system ceiling.

Light distribution via special lense technology (LENS) with glare control or via an opal diffusor for general areas (OS).

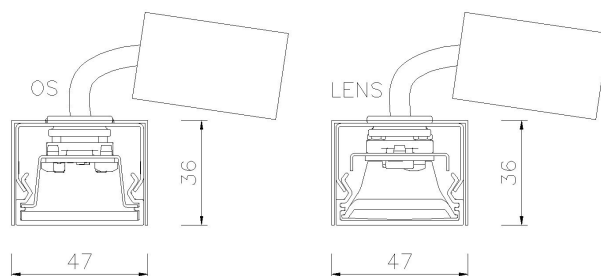
External driver inclusive connection cable between light fixture and driver.

Type	Light System	Dimensions app. (l x w x h)
JB 47 4.0 OS	LED 840, 4.270lm, 33W	1.148 x 47 x 36 mm
JB 47 4.0 LENS	LED 840, 4.000lm, 29W	1.148 x 47 x 36 mm

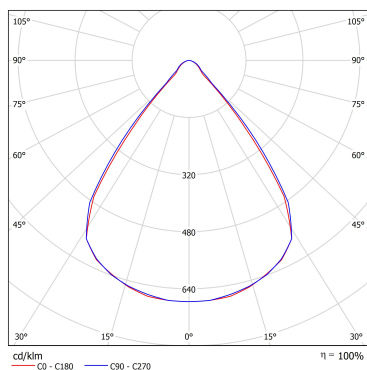
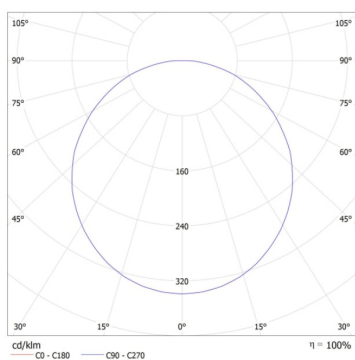
### Technical Data:

Voltage: 220-240 V / 50-60 Hz  
 Protection class: 2  
 Protection kind: IP20  
 Driver: on/off, optional DALI  
 elec. connection: clamp 3-pole (DALI 5-pole)  
 with through wiring option on ext. driver  
 Cover: acrylic profile  
 Colour: RAL 9016 o. RAL 9010

### Dimension Drawings:



### Light Distribution (OS & LENS):



### Options:

- light colour 3.000K
- DALI dimmable
- Recessed: frame or frameless
- Hang-in system for Lindner metal ceiling systems