



Dimensions

	Frame external dimensions
Element width (single leaf)	585 up to 1242 mm
Element height	1730 up to 2500 mm






System description

Our smoke protection door ATB RS consists of a mitred door leaf of circumferential aluminium tubular frame. The system got a glass filling of safety glass and is available as single glazing in single leaf performance. The rabbit geometry is bluntly closing.

Installation options

Lindner partition systems

Subject to change without notice. This document is our intellectual property. It may neither be duplicated, exploited for profit, distributed for business purposes nor shown to any third parties without our approval.

	Technical data	
	Thickness of the door leaf	42 mm
	Weight of the door leaf	approx. 25 - 33 kg/m ²
	Profile width of the door leaf; circumferential	95 mm
	Smoke protection	
	DIN 18095	RS
	DIN EN 13501-2	S ₂₀₀
	Sound insulation	
	ISO 717-1	◦ up to 37 dB Rw (=laboratory value)
	Standard equipment	
	Barrel door hinge 160 mm with VX absorption	
	Mortise lock for a tubular frame door; Class 3; prepared for profile and round cylinders	
	Bottom seal, which is automatically lowerable	
	Door closer, which is superimposed	
	Door handle, which is offset on both sides	
	Additional equipment / Options	
	Door closer, which is integrated	
	Fitting combinations for emergency exit doors and panic bolts	
	Access control	
	Monitoring contacts	
	etc. according to the demands and the customer requests	

Surfaces of the profiles

- E6/C0 anodised aluminium
- Powder-coated aluminium in RAL- and NCS-colours

Glass design

- Clear glass
- Low iron glass

Door frame

- Aluminium door frame

- standard
- optional

Customised, project-specific solutions possible

Further information can be found on our homepage www.Lindner-Group.com

