



### Dimensions





Door leaf width	1200 mm up to 1560 mm
Door leaf height	up to 2500 mm

### System description

Fully-glazed door leaf made of toughened safety glass ESG 10mm or made of laminated safety glass VSG made of TVG 12mm; Clear glass; edge quality according to DIN EN 1249-11: KPO (polished edges). For the VSG version made from TVG, additional KGS (arrised edges); in 1-leaf version. Available with or without sound insulation.

### Installation options

Lindner partition systems

	<b>Technical data</b>	
	Thickness	10 mm/ 13 mm
	Weight GTB 10	approx. 27 - 30 kg/m <sup>2</sup>
	Weight GTB 13	approx. 34 - 37 kg/m <sup>2</sup>
	Load capacity drive	max. 150 kg
	<b>Sound insulation</b>	
	ISO 717-1	● up to 37 dB Rw (=laboratory value)
	<b>Standard equipment</b>	
	Drive set in E6/C0 anodized, including cover caps and stoppers	
	Circumferential sealing system in E6/C0 anodized and grey sealing profiles	
	Threshold made of stainless steel	
	Handle bars made of stainless steel	
	<b>Accessories / options</b>	
	Running rail with retraction dampening	
	Locking	
	etc. according to the demands and the customer requests	

### Glass design

- Clear glass
- White glass

### Door frame

- Aluminium door frame
- Steel frame

### Informationen zur Lindner Group



and its related logo, is a trademark owned by the U.S. Green Building Council ®

**Customised, project-specific solutions possible**

- standard
- optional

Subject to change without notice. This document is our intellectual property. It may neither be duplicated, exploited for profit, distributed for business purposes nor shown to any third parties without our approval.